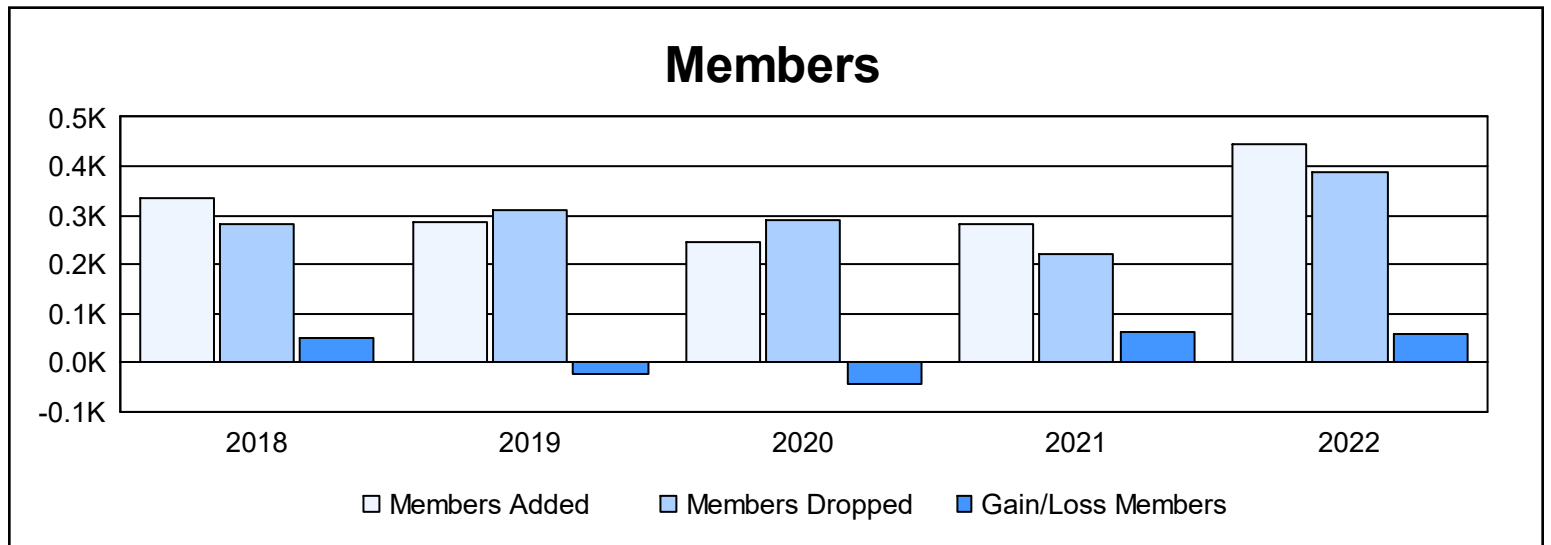
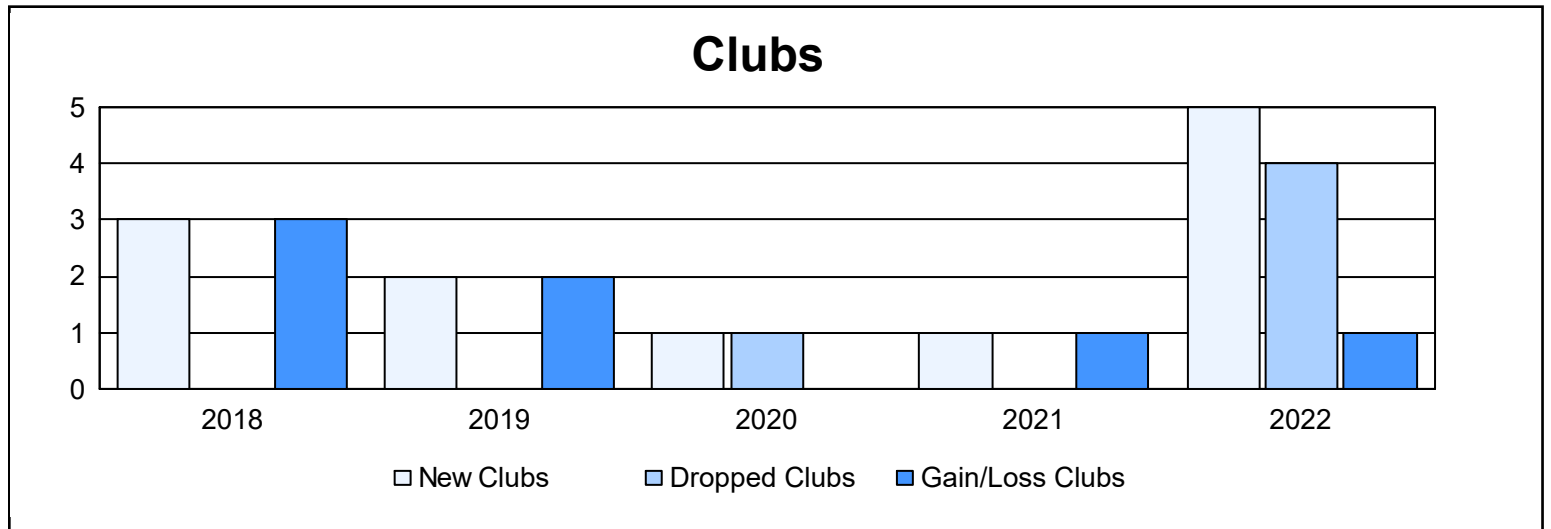
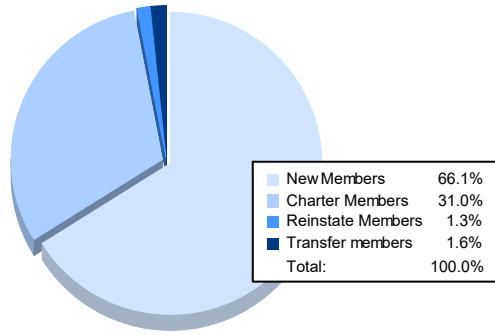


| Year           | New Clubs | Dropped Clubs | Gain/ Loss Clubs | New Members | Charter Members | Reinstate Members | Transfer Members | Total Member Added | Total Members Dropped | Gain/ Loss Members |
|----------------|-----------|---------------|------------------|-------------|-----------------|-------------------|------------------|--------------------|-----------------------|--------------------|
| 2017-2018      | 3         | 0             | 3                | 234         | 78              | 17                | 5                | 334                | 283                   | 51                 |
| 2018-2019      | 2         | 0             | 2                | 229         | 45              | 5                 | 8                | 287                | 309                   | -22                |
| 2019-2020      | 1         | 1             | 0                | 200         | 26              | 13                | 6                | 245                | 290                   | -45                |
| 2020-2021      | 1         | 0             | 1                | 237         | 31              | 6                 | 10               | 284                | 221                   | 63                 |
| 2021-2022      | 5         | 4             | 1                | 294         | 138             | 6                 | 7                | 445                | 386                   | 59                 |
| <b>Average</b> | <b>2</b>  | <b>1</b>      | <b>1</b>         | <b>239</b>  | <b>64</b>       | <b>9</b>          | <b>7</b>         | <b>319</b>         | <b>298</b>            | <b>21</b>          |



### Membership Composition June 2022 Cumulative



### Gender Composition June 2022 Cumulative

